

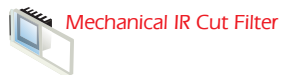
Digital WDR Outdoor IR Camera (Sony Effio-E)

MTC-L613EF

MTC-L613EF



FEATURES

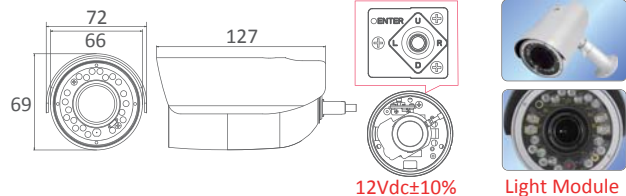


Mechanical IR Cut Filter



MTC-L613EF

- ◆ 1/3" Digital Wide Dynamic Range Infrared Camera (Sony Enhanced Effio-E)
- ◆ Color:680TVL, B/W:700TVL, 0.0001Lux (IR LEDs on at 2 Lux)
- ◆ Multi-Language OSD Control
- ◆ Powerful 128X D-WDR
- ◆ Anti-Headlight (HLC)
- ◆ 2D Noise Reduction
- ◆ Smart IR Light Control
- ◆ Ideal for Backlight Environments
- ◆ Mosaic Privacy Mask
- ◆ Advanced Motion Detection Function
- ◆ Picture Quality Adjustable (Contrast/Sharpness/Hue/Gain)
- ◆ Double Glass Lens for Avoiding Halos & Blur
- ◆ Built-in Varifocal Lens
- ◆ Water Resistance:IP67



Built-in OSD Controller Wall Mount


12Vdc±10%

Light Module Tol:±0.5 Unit:mm

SPECIFICATIONS

MTC-L613EF		
	PAL	NTSC
TV System	PAL	NTSC
Image Sensor	1/3" Sony 960H Super HAD CCD II	
Number of Total Pixels (CCD)	1020(H)x596(V)	1020(H)x508(V)
Resolution ; DSP	Color:680TVL, B/W:700TVL ; Sony Enhanced Effio-E	
Minimum Illumination	0.0001Lux (IR LEDs on at 2 Lux)	
Wide Dynamic Range	D-WDR (ATR) ; 128X Normal Camera	
Video Output	1.0Vp-p Composite, 75Ω (BNC)	
Signal to Noise Ratio (S/N)	More than 52dB (AGC off)	
Gamma Correction	0.45	
Mechanical IR Cut Filter (ICR)	Automatically Switches (B/W Mode<2Lux, Color Mode>5Lux)	
IR LED ; Working Distance	20 units (IR LEDs on<2Lux, IR LEDs off>5Lux) ; 15~25m	
Menu	OSD Control	
Title	TITLE (LOCATION)	
Synchronizing System	INTERNAL	
Digital Day&Night Mode	COLOR / B&W / AUTO	
Electronic Shutter	AUTO (1/50(60)~1/100,000 sec.) / MANUAL: 1/50(60), FL 1/120(100), 1/250, 1/500, 1/1,000, 1/2,000, 1/4,000, 1/10,000 sec.	
Automatic Gain Control	AUTO (4 Steps)	
White Balance	ATW / PUSH / USER1 / USER2 / ANTI CR / MANUAL / PUSH LOCK	
D-WDR ; BLC	LUMINANCE (HIGH / MID / LOW), CONTRAST (HIGH / MIDTHIGH / MID / MIDLOW / LOW) ; HLC / BLC / OFF	
Flickerless	ON / OFF	
Dynamic Noise Reduction	2D	
Sense Up	NA	
IR Optimizer	ON (AUTO / CENTER) / OFF	
Language	ENGLISH / JAPANESE / GERMAN / FRENCH / RUSSIAN / PORTUGUESE / SPANISH / SIMPLIFIED CHINESE	
Image Setting	CONTRAST, SHARPNESS, HUE, GAIN	
Motion Detection ; Privacy	ON / OFF (24x16 Zones) ; ON / OFF (8 Zones Programmable, Mosaic)	
Timer Clock	NA	
Camera Control Interface	NA	
Automatic IRIS ; Connector	DC	
Lens Mount	Built-in DC Auto IRIS Lens	
Lens, Angle of View (H)	f2.8mm~10.5mm/F1.2 Aspherical Auto IRIS Lens/101.8~27.4°	
Water Resistance	IP67	
Max. Breaking Strength	NA	
Power Supply ; Consumption	12Vdc±10% ; IR on:3.5W, IR off:2.5W	
Operation ; Storage Temp.	-10°C~50°C ; -20°C~60°C	
Operation ; Storage Humidity	Maximum: RH80% ; RH90%	
Dimensions	69(DIA)x127(L)mm	
Net Weight	400g	
Accessories Option	Bracket:Standard with MTB-206	

*Specifications are unfixd and do not apply to customized projects. 130123



Camera